

---


## YOUR CHAPTER BY STATS AND NUMBERS

---

JAN 17, 2015

Chapter metrics for "Maglev", published in the book:

### Infrastructure Design, Signalling and Security in Railway



Edited by: Xavier Perpinya

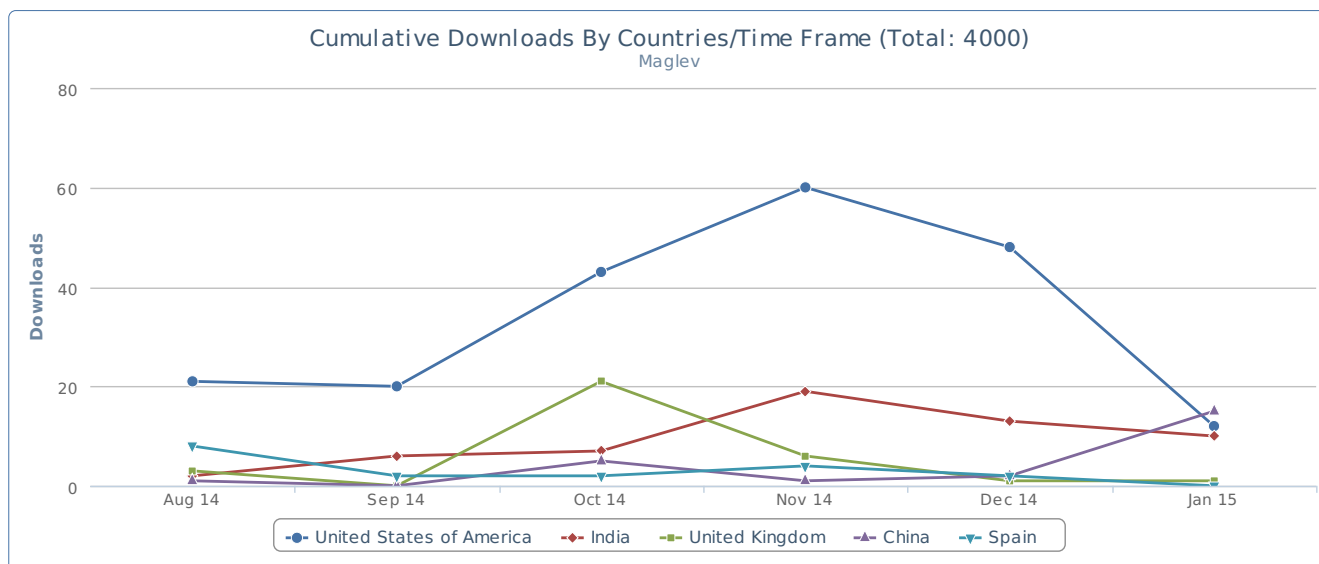
ISBN 978-953-51-0448-3

Publisher: InTech

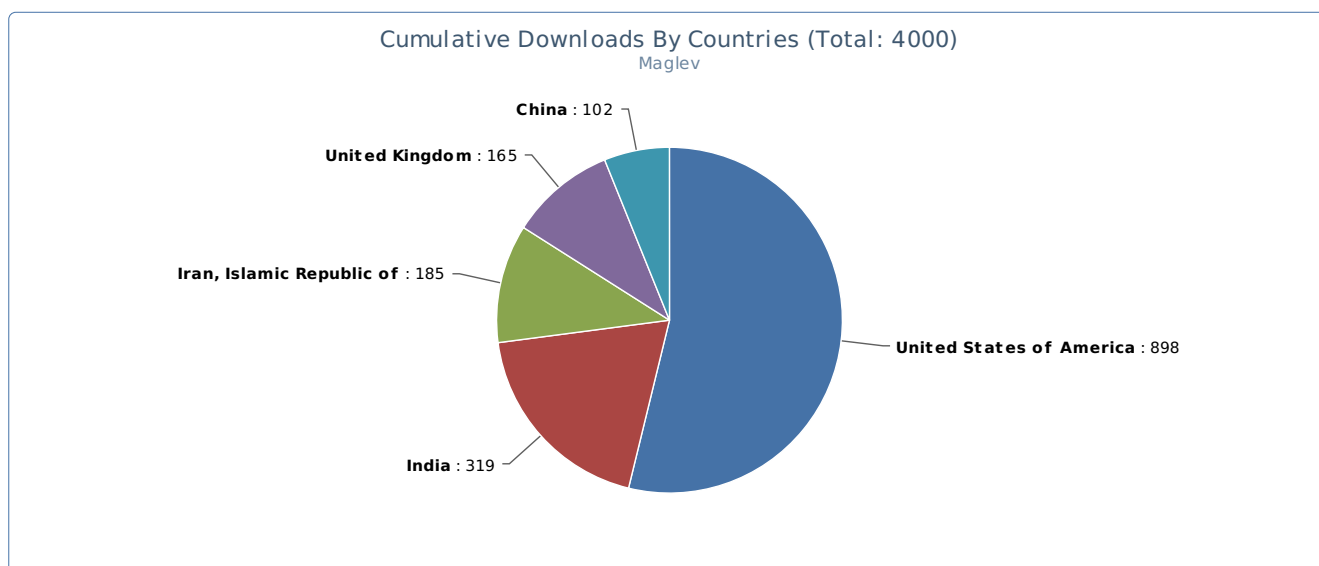
Publication date: April 2012

This document outlines some of the major factors influencing your paper statistics. The following are taken into consideration:

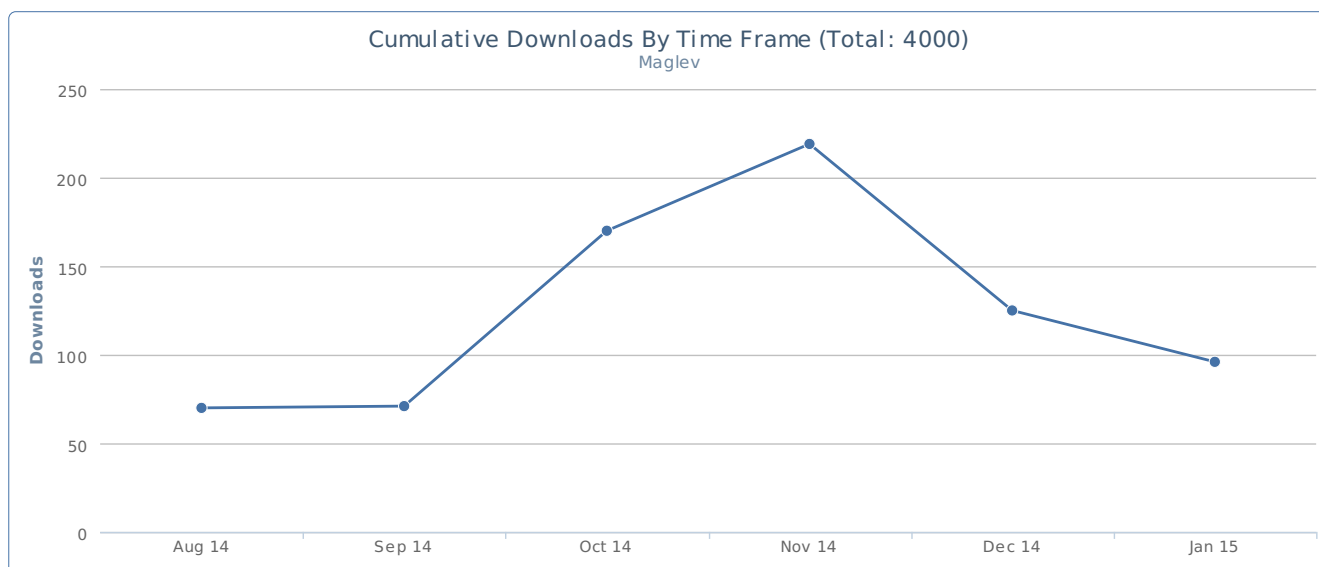
1. Cumulative downloads by countries/time frame
2. Cumulative downloads by countries
3. Cumulative downloads by time frame



The first graph shows the number of chapter downloads in the last six months by country. The countries represented in the graph are the TOP 5 countries from which your paper was accessed.



The pie chart above shows the download share by country. Again, the countries represented in the graph are the TOP 5 countries from which your paper was accessed.



The last graph presents the accumulated download share in the last six months. The time period is defined from the publication date up to today.

For more information about your chapter statistics log in into your author's profile by following the link below

<http://www.intechopen.com/account/login>

Once logged in, you can choose one of the options in the Charts selection. By defining the time frame, a summary of the total number of downloads by countries within the selected time period will be displayed. You can also view specific charts referring only to countries, or to a time frame of your choice.

**Thank you for choosing InTech as your Open Access publisher.**